ABOUT US

Established in 1996,

The injection molding machine of **GURU HARKRISHAN HYDRAULICS** is combined with Indian and Taiwan technology; it's a new design base on the working goal that provides suitable products for customers with efficient working methods. We are the most professional manufacturers of high-precision plastic injection molding machine with various optional devices and technologies. The company follows the motto of “Honesty being practical and realistic innovation being pioneer and effective”

Our machine mainly use by our customer to produce medium to high end goods, such as mobile phones, automotive, electrical parts and house accessories.

To meet customer demand, we'll help you the new product trial-manufacture rapidly and economically try our best to realize the high value product.

We advance together and make fortune for society.

GURU HARKRISHAN HYDRAULICS®

(AN ISO 9001 : 2008 CERTIFIED CO.) **YOUR VISION, OUR TECHNOLOGY▶**

Head Office: F-618, S.G.M. Nagar, Badkhal Road, N.I.T. Faridabad-121001
Tel.: 091-9810053574, 9999924222

Factory 1: F-580, S.G.M. Nagar, Badkhal Road, N.I.T. Faridabad-121001
Tel.: 091-8586077474

Factory 2: Plot No. 40, Vishwakarma Ind. Park, Bakhri, Badkhal-Pali Road, N.I.T. Faridabad-121001, Tel.: +91-9910907574

Email: guruhydraulics@gmail.com

Website: guruhydraulics.in

GURU HARKRISHAN Hydraulics

JAS-ANZ

SGI

INTERNATIONAL ACCREDITATION FORUM IAF

GURU HARKRISHAN HYDRAULICS®

(AN ISO 9001 : 2008 CERTIFIED CO.)

YOUR VISION, OUR TECHNOLOGY▶

- Fast & Reliable
- Precise & Consistent
- Energy Efficient
- Versatile & User Friendly
- Accurate Repeatability
- Economical

CLAMPING DEVICE

- Casting ensures mechanical rigidity of the clamping mechanism, single casting of toggle link on the movable platen and stationery platen which enhances rigidity of clamping unit.
- Innovative and heavy duty 5 points toggle mechanism required less motion time and also gives optimal mold closing and opening speed profile.
- Under the low pressure & flow, the mold is adjusted placidly and low noisy with the optimizing gear mold mechanism.



- Auto circle lubrication system ensures lubrication adequately and save such lube.
- Clamping stroke controlled by linear transducer.
- Fast clamping function, metal strip under the clamping unit, provide protection for wearing.
- Chrome plated tie bars which made from alloy structural steel are designed manufactured for high rigidity and wear resistance.
- Low pressure mold protection safety.
- Multi stage ejector mode.
- Five stage open and close mold data process.

INJECTION DEVICE

- Innovative and various design of Nitride hardened sever screw and barrel, which improves plasticizing.
- Nozzle alignment using a simple mechanism.
- Injection stroke controlled by linear transducer, carriage stroke controlled by limit switch.
- Three stage of injection with position detecting and additional two stage of holding.
- Equipped with multi stage of presuck and suckback and 3 stages of plasticizing.
- Cold start prevention, alarm for injection failure.
- Specific screw and barrel designs are available for processing different material requirements.
- Bridge style design.
- Low speed high torque hydraulic motor for plasticizing.





HYDRAULIC DEVICE

- Low noise and shaking.
- Hydraulic system equipped with various high quality pump and control valve technology using world famous brands, which precisely control all machine functions to ensure accuracy, reliability and repeatability.
- Oil pipe lines are positioned for aesthetic appearance and ease of maintenance.
- Major hydraulic components an seal are soured from world famous manufacturers providing high reliability and inter--changeability.
- Oil temperature monitoring and alarm function.

CONTROL DEVICE

- Original Taiwan, Dedicated high response injection molding machine controller and its applicable for all mechanism and safety devices.
- High speed ARM9266MHz display unit CPU and RISC 140MHz Control unit CPU are used for faster system response, which improves the machine's performance and precision.
- 8.4 inch (800x600)/7.4 inch (800x480) color TFT LCD screen, LED back light, support in English and Chinese language.
- Precise control of barrel temperature through the computer settings and PID closed loop can be set the temperature with control accuracy +/- 1degree Celsius.
- 100 groups of mold memory function.
- Real time monitoring display of each action to ensure quality and productivity of products.
- Screen shot and backup system facility with USB interface for printing and data monitoring.
- Emergency stop protection.
- Robot interface
- Computer hardware fault inspection and alarm function.
- Fault logging and parameter modification record.
- Support for network attached lines to the remote monitor function.



SERVO FOR ENERGY SAVING

SERVO DRIVE

- **High Efficiency:** It's fast for responses to reduce the processes switch over time as a result of cutting the producing cycle.
- **Accurate Precision:** Adopted closed loop control system, injection pressure and speed and real time closed loop control (pressure sensor).
- **Energy-saving:** cooperating with the top professional manufacturer on the globe, the excellent performance is under low pressure and speed (low-velocity stability). According to the variety of injection technology (significant on both holding and cooling phases), when comparing with the traditional design injection molding machine can achieve energy saving 25-75%.
- **Low Noise:** Introducing original hydraulic gear pump and working in the designed hydraulic pump of specialization widely reduce noise and economize cooling water.
- Low impact oil channel design reducing oil loss in oil channels.
- The most valuable clause on servo, all parts, services and maintenance are available in India.

SERVO PUMP AND MOTOR

TECHNICAL SPECIFICATION - GHH

SPECIFICATION	UNIT	GHH 45			GHH 70			GHH 85			GHH 100			GHH 120			GHH 150			GHH 180			GHH 220			GHH 280			GHH 320		
		A	B	C	A	B	C	A	B	C	A	B	C	A	B	C	A	B	C	A	B	C	A	B	C	A	B	C	A	B	C
INJECTION UNIT																															
Screw Diameter	MM	25	28	30	30	32	35	30	35	38	32	35	40	38	40	40	42	45	48	45	50	55	45	50	55	55	60	65	65	70	75
Shot Volume	CM3	50	62	70	90	110	125	100	140	150	120	145	190	180	200	190	230	265	305	300	365	445	335	415	500	594	706	829	1125	1308	1501
Shot Weight (PS)	GMS	45	55	63	80	100	105	90	125	140	113	135	175	165	180	175	210	240	280	270	330	405	305	375	455	552	685	846	1015	1250	1350
Injection Pressure	MPA	204	163	140	190	165	150	185	165	145	224	165	125	165	152	126	180	160	140	200	165	135	215	175	145	184	154	131	167	144	126
Screw Speed	RPM	0-225	0-225	0-225	0-225	0-225	0-225	0-220	0-220	0-220	0-220	0-220	0-220	0-220	0-220	0-220	0-200	0-200	0-200	0-190	0-190	0-190	0-190	0-190	0-190	0-190	0-190	0-190	0-180	0-180	0-180
CLAMPING UNIT																															
Clamping Force	KN	500			650			800			1000			1200			1500			1800			2200			2800			3200		
Tie Bar Distance	MM	280X255			335X310			355X330			390X360			415X390			450X425			480X450			510X510			580X560			660X625		
Max Mold Height	MM	300			350			400			400			430			455			500			550			580			660		
Min Mold Height	MM	100			150			175			180			175			175			200			225			230			300		
Tie Bar Dia	MM	50			58			60			65			70			75			85			90			100			115		
Toggle Stroke	MM	175			225			260			300			330			350			440			470			550			660		
OTHERS																															
Hydraulic System Pressure	MPA	12			14			14			15			15			16			16			16			16			16		
Pump Motor Power	HP	5			7.5			10			12.5			15			20			25			25			30			40		
Heating Power	KW	3.5			4.5			5			5.5			5.5			6.5			8.2			9.5			12.5			17		
Tank Capacity	ITR	210			300			310			400			410			420														
Machine Weight	T	1.75			2.6			3			3.7			4			4.7			5.5			7			8.5			10.5		

NOTE - Toggle system is integrated with second and third platen five point toggle system is used.
***PS -** Polystyrene Density = 1.06 Grams Per Cubic Centimeter.

COMPUTER ACCESSORIES

ELECTRICAL PARTS



AUTOMOBILE PARTS

HOME APPLIANCES

TECHNICAL SPECIFICATION - AMG

SPECIFICATION	UNIT	AMG 70			AMG 85			AMG 100			AMG 130			AMG 170			AMG 220			AMG 260			AMG 290			AMG 350			AMG 400			AMG 450			AMG 550			AMG 650			AMG 750		
		A	B	C	A	B	C	A	B	C	A	B	C	A	B	C	A	B	C	A	B	C	A	B	C	A	B	C	A	B	C	A	B	C	A	B	C	A	B	C	A	B	C
INJECTION UNIT																																											
Screw Diameter	MM	25	30	35	32	35	38	35	38	42	38	42	45	42	45	50	45	50	55	50	55	60	55	60	65	65	70	75	70	75	80	75	80	85	80	85	90	85	90	95	90	95	105
Screw L/D Ratio		24	21	19	22	20.1	18.5	22	20.3	18.4	24	22	20.5	23.6	22	19.8	24.4	22	20	24	22	20.3	24	22	20.3	21.5	20	18.7	21.4	20	18.8	21.3	20	18.8	23	21.1	19.5	22.3	21	19.9	23.2	22	19.9
Shot Volume (Theoretical)	CM3	64	92	125	133	160	190	163	193.2	235	226	277	318	311	357	441	397	490	593	592	704	826	676	805	945	1161	1226	1407	1324	1520	1729	1679	1910	2156	2187	2468	2767	2303	2582	2877	2868	3195	3903
Shot Weight (PS)*	GMS	56	80	109	121	146	173	149	176	214	206	252	289	283	325	402	362	446	540	539	641	752	615	733	860	1057	1226	1407	1205	1383	1573	1528	1738	1962	1990	2246	2518	2096	2350	2618	2610	2907	3552
Injection Pressure	MPA	275	191	140	203	170	144	219	184	152	208	171	149	203	177	143	207	168	138	202.3	170	144.9	202.3	170	144.9	195	168	146	199	173	152	195	172	152	188	167	149	206	184	164	195	175	143
Screw Speed	RPM	0-224	0-224	0-224	0-225	0-225	0-225	0-210	0-210	0-210	0-185	0-185	0-185	0-180	-0180	0-180	0-155	0-155	0-155	0-220	0-220	0-220	0-220	0-220	0-220	0-160	0-160	0-160	0-160	0-160	0-160	0-155	0-155	0-155	0-150	0-150	0-150	0-125	0-125	0-125	0-130	0-130	0-130
CLAMPING UNIT																																											
Clamping Force	KN	700			800			900			1300			1600			2200			2600			2900			3500			4000			4500			5500			6500			7500		
Toggle Stroke	MM	280			320			350			380			435			475			540			590			670			710			760			900			930			1000		
Tie Bar Diameter	MM	55			60			65			70			80			90			95			100			110			120			130			150			160			165		
Distance Between Tie Bars	MM	310X310			360x340			370x370			420x420			470x470			520x520			570x570			620x620			710x630			760x670			800x730			900x820			960x880			1000x940		
Max Mold Height	MM	330			350			380			450			520			560			600			630			710			780			800			850			900			1000		
Min Mold Height	MM	100			150			150			160			180			200			200			200			260			250			300			350			350			400		
Ejector Stroke	MM	80			90			120			140			140			150			150			150			200			200			200			250			260			300		
Ejector Tonnage	KN	30			30			38			50			50			70			70			70			90			110			110			250			200			200		
Ejector Number	NOS	5			5			5			5			5			5			5			5			5			9			13			-			-			-		
OTHERS																																											
Hydraulic System Pressure	MPA	16			16			16			16			16			16			16			16			16			16			16			16			16			16		
Pump Motor Power	KW	7.5			11			13			13			18.5			18.5			30			30			37			37			45			55			30+30			30+37		
Heating Power	KW	5			6.5			7.5			8			12.5			14			19			19			24.5			26			34			36			37.2			49		
Machine Dimensions (LxWxH)	M	3.6x1.12x1.72			3.9x1.2x1.8			4.3x1.3x2.0			4.6x1.5x2.1			5.1x1.5x2.2			5.7x1.6x2.3			6.2x1.5x2.2			6.3x1.7x2.4			7.3x1.8x2.2			7.3x1.96x2.41			7.6x1.9x2.3			9.3x2.1x2.4			9.6x2.4x2.7			10.6x2.6x2.8		
Machine Weight	T	2.5			2.8			3.4			4			6			7			8.3			9.3			12.5			14.2			18.8			23			32			39		
Screw & T Slot		M-16 Screw Holes			T-Slot With Screw Holes			T-Slot With Screw Holes			T-Slot With Screw Holes			T-Slot With Screw Holes			T-Slot With Screw Holes			T-Slot With Screw Holes			T-Slot With Screw Holes			T-Slot With Screw Holes			T-Slot With Screw Holes			T-Slot With Screw Holes			T-Slot With Screw Holes			T-Slot With Screw Holes			T-Slot With Screw Holes		
Carriage Cylinder Type		Single Carriage Cylinder			Double Carriage Cylinder			Double Carriage Cylinder			Double Carriage Cylinder			Double Carriage Cylinder			Double Carriage Cylinder			Double Carriage Cylinder			Double Carriage Cylinder			Double Carriage Cylinder			Double Carriage Cylinder			Double Carriage Cylinder			Double Carriage Cylinder			Double Carriage Cylinder			Double Carriage Cylinder		

NOTE - This is T-Slot Series.
Toggle system is integrated with second and third platen (One piece casting) five point toggle system is used.
***PS -** Polystyrene Density = 1.06 Grams Per Cubic Centimeter.

HOUSEHOLD PRODUCTS

SAFETY WEARS

PET PREFORM

OTHER PLASTIC PRODUCTS



DEVICE CONFIGRATION

CLAMPING SYSTEM	AMG	GHH
Clamping transducer	Ok	Ok
Ejection transducer	Ok	N/A
Platens and toggles material	QT550-7A	MS
Hydraulic drive gear for mold adjustment	Ok	Ok
Electrical and Mechanical safety	Ok	Ok
Wearable base below movable platen	Ok	Ok
Automatic Centralized lubrication	Ok	Ok
Multi ejection function	Ok	Ok
Low pressure mold protection	Ok	Ok
T-Slot & mounting hole	Ok	Ok
Automatic mold thickness adjustment	Ok	N/A
Ejector backward reset function	Ok	Ok
Anti-jamming buffer strip on safety door	Ok	Ok
Machine cover on clamping unit full closed	Ok	Ok
Enlarged max mold height (option)	N/A	Ok
INJECTION SYSTEM		
Injection Cylinders	Double	Centered Single
Low speed high torque hydraulic motor	Ok	Ok
Nitride alloy steel screw & barrel	CrMoAl-A	En-41B
Cooling device on hopper feeding area	Ok	Ok
Nozzle & barrel multi section temperature control	Ok	Ok
Carriage cylinders	Double	Single
Barrel cover	Ok	Ok
Nozzle protection cover	Ok	N/A
Anti-cold start screw protection	Ok	Ok
Auto purge	Ok	Ok
Nozzle back movable after & before plastic processing	Ok	Ok
Hopper sliding or scrolling	Ok	Ok
Increase injection stroke (option)	N/A	Ok
Increase / decrease screw & barrel size (option)	Ok	Ok
Manual centralized grease pump	Ok	N/A
Centralized oil lubrication	N/A	Ok
HYDRAULIC SYSTEM		
Pump selection (fixed/variable/gear)	Optional	Optional
Low noise energy saving hydraulic system	Ok	Ok
Hydraulic valve (yuken)	Ok	Ok
Built in heat exchanger	Ok	Ok
Automatic detection of high oil temperature	Ok	Ok
1 set of hydraulic core pulling	Ok	Ok
Plasticizing back pressure control	Ok	Ok
Upgrading plasticizing motor size	Ok	Ok
Synchronize ejection, core pulling & plasticizing	Ok	Ok

ACCESSORIES

GEFRAN LINEAR TRANDUCER

LTM series
Stroke length : 75mm to 900mm

PKM series
Stroke length : 100mm to 2000mm

Features:

- The transducer has been improved in order to guarantee greater reliability under all condition.
- A sturdier structure makes the LT series even stronger for applications with heavy vibrations.
- IP62 & IP65

SCREW BARREL

NITRIDE SCREW BARREL

1. China Normal Nitride screw barrel material 38CrMoAl-A
2. After doing Nitride 38CrMoAl-A hardness is more than EN41B, Due to Cr, Mo, and Al
3. Nitride layer depth : 0.7mm
4. Nitride layer hardness: HRC63-68
5. Screw straightness 0.015mm/m
6. Screw barrel surface roughness Ra0.04um

BIMETALLIC SCREW BARREL

- **C-type Bimetallic**

1. Allow coating 2mm, Alloy NPT1 is mixing material, including Fe, Co, Ni, W, Cr
2. Screw base material 38CrMoAl-A, alloy 2mm in fly.
3. Barrel base material 38CrMoAl-A, alloy 2mm by centrifugal casting
4. Screw Barrel bimetallic layer hardness: HRC60-62
5. Screw straightness 0.015mm/m
6. Screw barrel surface roughness Ra0.04um
7. Ring plunger material SKD61



- **B-type Bimetallic**

1. Screw Barrel all hard material NPT2, import from Sweden
2. Price is 1.6-2 times as C-type Bimetallic Screw Barrel
3. Warranty time 3 times as nitride
4. Ring plunger material SKD61 and ceramic coating

CHROME-PLATE SCREW 42CrMo

1. We do chrome in China best company six brother, chrome layer will not broken, other company chrome layer will easily broken
2. Chrome layer depth 0.05mm
3. Screw straightness 0.015mm/m
4. Screw barrel surface roughness Ra0.04um

AUXILIARY EQUIPMENTS

AUTOLOADER

MOLD TEMP. CONTROLLER

HOPPER DRYER

CHILLER

PLASTIC GRANULATOR



OIL HEAT EXCHANGER

NOTE - All auxiliary equipments will be provided as per availability or according the demands.